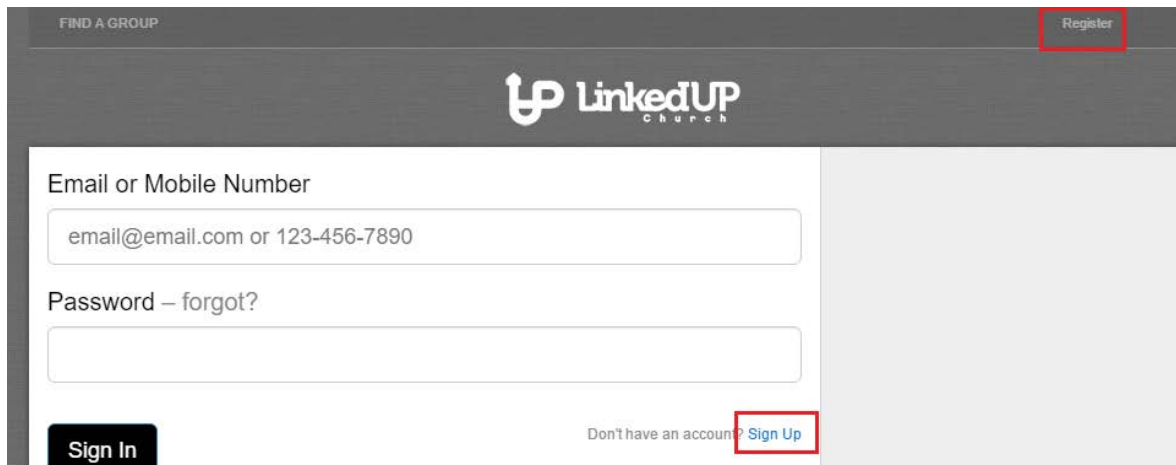


2022 Giving Statements

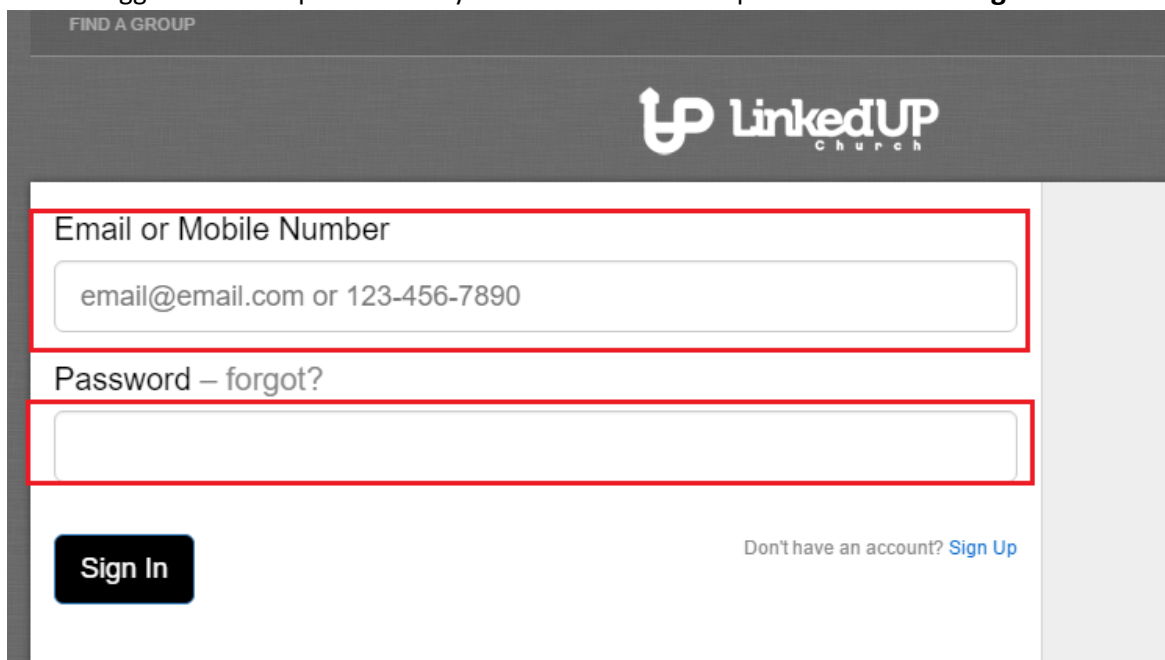
Here are the steps to download your 2022 Giving Statement:

1. Go to Infellowship website by clicking here: <https://linkedup.infellowship.com/>
2. If you have never logged into Infellowship simply click **Register** or **Sign Up!**



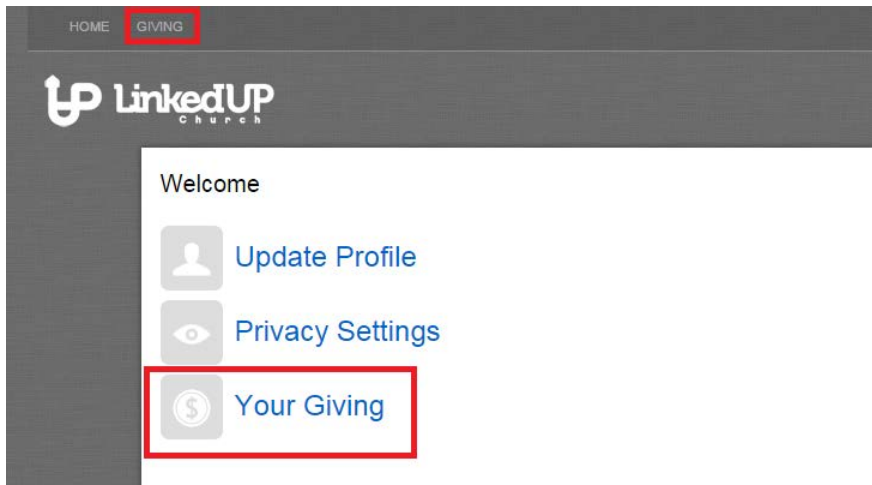
The screenshot shows the top navigation bar with 'FIND A GROUP' on the left and 'Register' on the right, both highlighted with red boxes. The main header features the 'LinkedUP Church' logo. Below the header is a login form with two input fields: 'Email or Mobile Number' (containing 'email@email.com or 123-456-7890') and 'Password – forgot?'. A 'Sign In' button is located at the bottom left of the form, and a 'Sign Up' link is at the bottom right, also highlighted with a red box.

3. If you have logged in before please enter your email address and password and click **Sign In:**



This screenshot is identical to the previous one, but the 'Email or Mobile Number' and 'Password – forgot?' input fields are highlighted with red boxes to indicate where the user should enter their credentials.

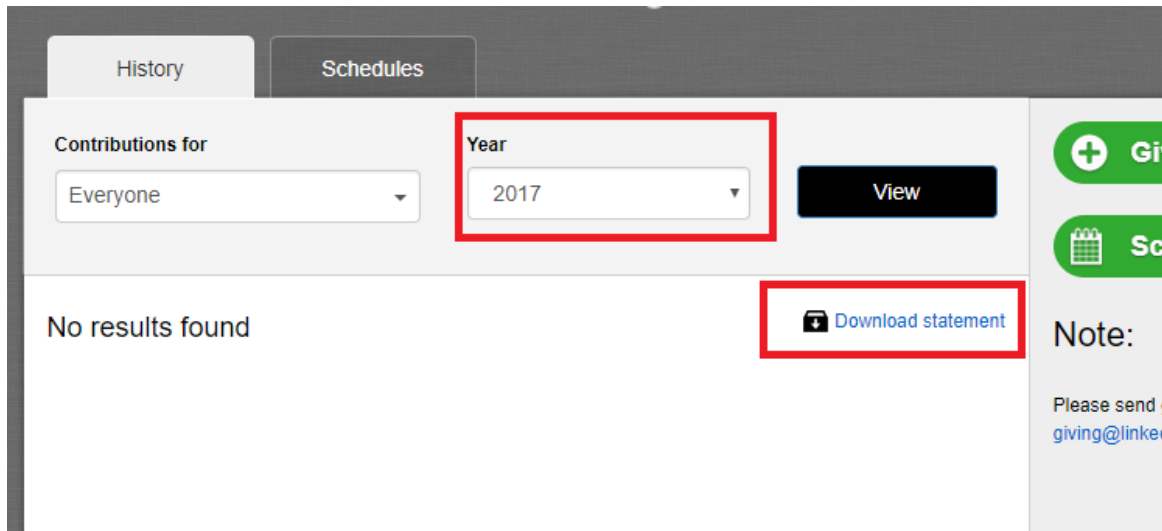
4. Once you are signed in, click the **Your Giving** link:



5. Your giving history at Linked UP Church will be displayed. **If you do not see a history of transactions please contact the church office at 404-334-0336 or giving@linkedupchurch.com.**

6. To download your 2022 statement do the following:

- a. Click on 'Your Giving' from step 4 above.
- b. Change the 'Year' to be 2022
- c. Click View:



d. Finally click the **Download Statement** link at the top of the page:

7. The statement will then download to your device.

8. If you have any questions, please contact the church office at 404-334-0336 or the giving department at giving@linkedupchurch.com.